

# SOVEREIGN S2K 2000

4A St Luke's Avenue, Maidstone, Kent. ME14 5AL Tel/Fax: +44 (0)1622 669853 Web: [www.sovereign2000.uk.com](http://www.sovereign2000.uk.com)

Dear Customer,

Thank you for purchasing an S2K product. If you have any problems or require further information on this or any other products in the S2K range, please contact us by any of the means listed above.

## PLEASE READ CAREFULLY.

### SAFETY FIRST!

When cleaning up resin parts a certain amount of dust will be created. Resin dust can be harmful so we recommend the use of a dust mask while performing this task. Think also of those around you by finding a suitable area for the job. Take similar precautions with any other substances such as adhesives and paints etc. Your kit will contain a number of small parts, which may be easily swallowed so keep these out of reach of small children and or animals.

### BEFORE YOU BEGIN.

Before assembly, gently wash all resin parts in warm (not hot) soapy water to remove any mould release agent, which may affect paints. Do not attempt to remove casting blocks from resin parts by snapping as this can often damage the part. For this task we recommend the use of a razor saw or similar tool. For best results use cyanoacrylate (super glue) for assembly. Two part epoxy glues may be of use for attaching larger parts.


Thank you for your attention.

Happy modelling.

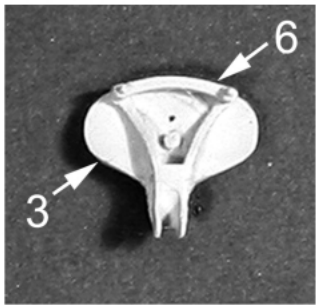
Marc Day.

Zundapp KS750

Master by Marc Day.




Part no	Description	Replace kit part	Part no	Description	Replace kit part
1	Fuel tank	A3	10	Reverse gear linkage	PE15
2	Front seat	A55	11	Fuel tap	
3	Rear seat	A54	12	Finger screw x4	
4	Rear seat bracket	A52+A53	13	Rear fender bracket x2	
5	Wheel hub	A48	14	Spark plug cap	
6	Seat retainer front		15	Front seat bracket	
7	Seat retainer rear		16	Oil filler cap	PE7
8	Foot pedal	PE11	17	Handlebar grip x2	
9	Foot pedal	PE9			



Sub Assembly 1  
Front Seat



Sub Assembly 2  
Rear Seat



Remove hand grips from kit part and replace with part 17 as indicated, then use kit levers as shown

